



Developing Applications for Kubernetes



Kubernetes is a container orchestration platform.





How to develop an application for Kubernetes?

Key Development Aspects

- Application Architecture Design
- Containerization
- Writing Kubernetes Manifests
- Local Development and Testing
- Monitoring and Logging
- Deployment Strategies



Kubernetes Development Strategies



Using Local Kubernetes Clusters - Minikube, Kind, K3s, MicroK8s, k0s




Leveraging Development Tools - DevSpace, Skaffold, Skaffold, Tilt, Draft, Telepresence, garden, Dev Containers, TestContainers



Advantages of Cloud-Based Development - Scalability, Resource Efficiency, Production Parity

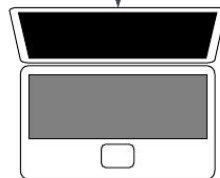


Considerations for Sustainable Growth



Install Cluster

Local Cluster




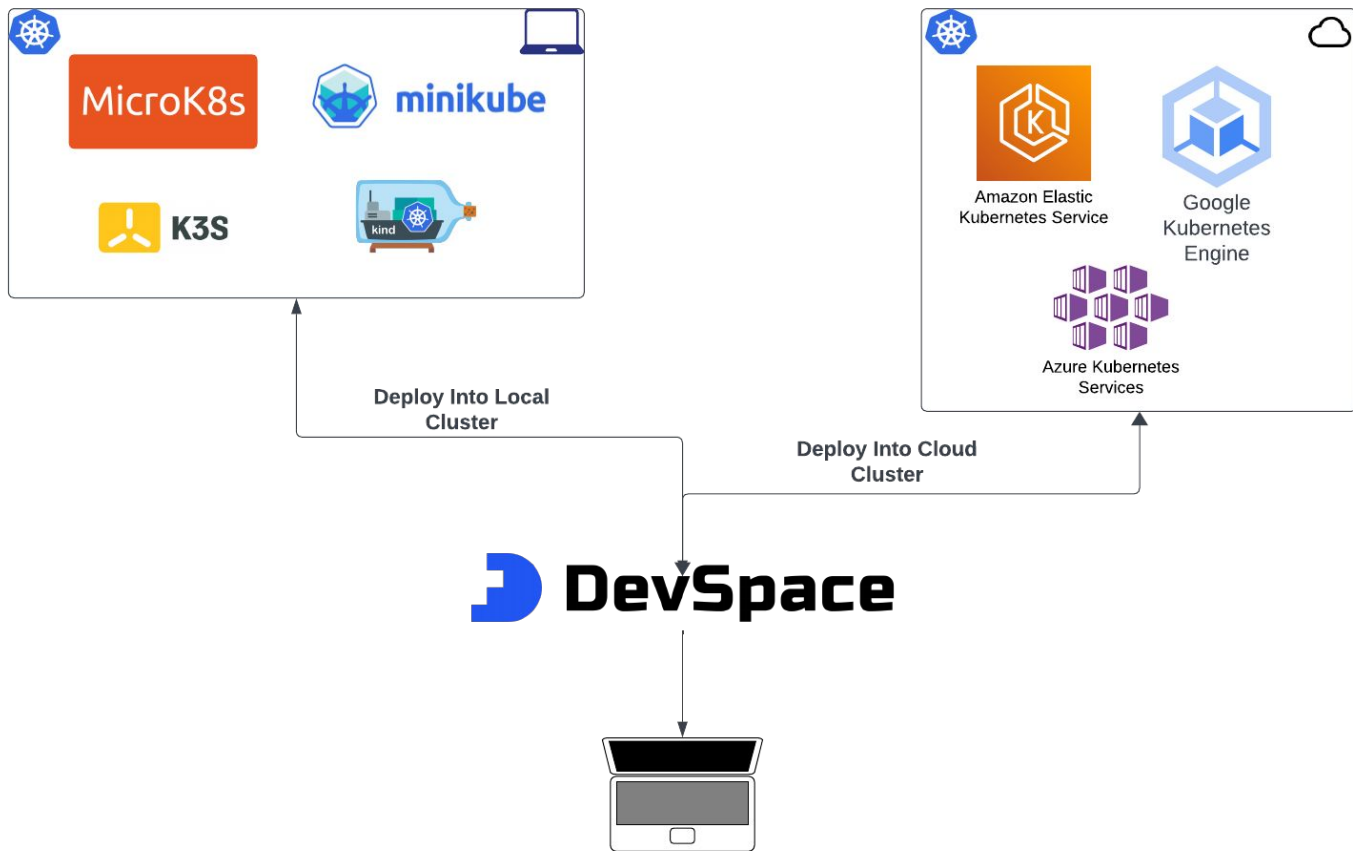
	DevSpace	Scaffold	Tilt	Draft	Telepresence	Garden	Dev Containers	TestContainers
Primary Focus	Comprehensive Kubernetes development and deployment	Continuous development and deployment in Kubernetes	Streamlined local Kubernetes development experience	Simplifying Kubernetes application initialization	Local debugging in remote Kubernetes clusters	Automating repetitive Kubernetes development tasks	Consistent containerized dev environments in VS Code	Facilitating integration tests in applications using containers
Key Functionality	In-cluster build, development, deployment; hot reloading	Automated build, push, deployment	Real-time local development feedback	Auto-creation of Kubernetes manifests, Dockerfiles	Local-remote Kubernetes service proxying	Development workflow automation	Containerized dev environment setup	Running ephemeral Docker instances for testing
Use Case	End-to-end Kubernetes app development	CI/CD integration, automated pipelines	Rapid development cycles in Kubernetes	Project initiation in Kubernetes	Debugging against remote Kubernetes clusters	Complex microservices-based app development	Development environment standardization	Integration testing with real dependencies



Streamline Kubernetes Development With DevSpace

DevSpace is a Kubernetes development tool that simplifies the development and deployment process in Kubernetes. It works with any Kubernetes cluster, whether local (like Minikube or Kind) or remote (like GKE or EKS.).

- Build, test and debug applications directly inside Kubernetes
 - Develop with hot reloading
 - Declarative workflows
 - Automation
- 



Choose Cluster Deployment



Choosing Your Kubernetes Development Environment

Key Decision Factors

- Team Size and Expertise
- Project Complexity and Scalability
- Resource Availability
- Budget Constraints
- Development and Deployment Frequency
- Long-term Growth and Sustainability

Criteria	Local Cluster Development	DevSpace with Cloud Cluster
<i>Ideal For</i>	Small Teams / Startups	Medium to Large Teams / Enterprises
<i>Tools</i>	Minikube, Kind, K3s, MicroK8s	Any cloud Kubernetes cluster, including GKE, EKS, AKS, etc.
<i>Cost-Effectiveness</i>	High – Lower operational costs	Moderate – Higher due to cloud resources usage
<i>Setup</i>	Simple and quick to set up	Requires initial configuration, but highly efficient
<i>Resource Usage</i>	Limited to local machine capabilities	Scalable – Utilizes cloud resources
<i>Scalability</i>	Best for small-scale development and testing	Supports high demand and complex applications
<i>Operational Simplicity</i>	High – Easier to manage in a small-scale setting	Varies – Can be complex but offers more flexibility
<i>Recommended for</i>	Controlled, small-scale environments	Projects with growth potential and resource demands

Kubernetes is the conductor of a symphony orchestra, bringing harmony to application deployment and scaling – a melody of innovation and efficiency. (Anonymous)

